

Condensed curriculum

An 18-week condensed curriculum focussing on the essential skills and knowledge of the subject.

This document was last updated on 19.01.22. Please check [here](#) for the most up-to-date version.

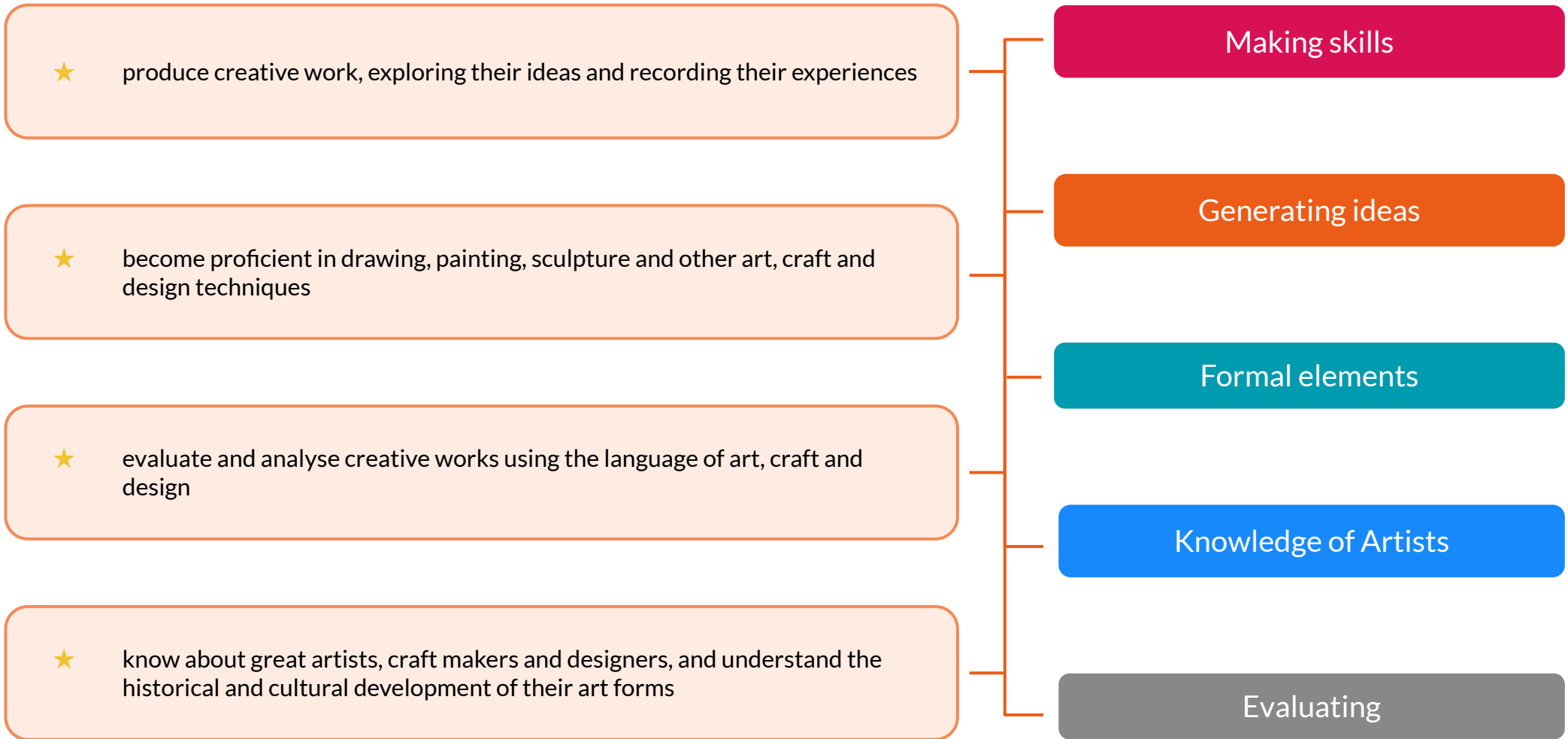
Contents:

How does Kapow Primary help our school to meet statutory guidance for Art and design?	3
How is the Art and design scheme of work organised?	4
A spiral curriculum	5
Discrete teaching of Art and design skills	5
Is there any flexibility in the Kapow Primary Art and design scheme?	6
Other useful documentation	7
Suggested long-term plan: Art and design (18-week condensed curriculum)	8

How does Kapow Primary help our school to meet statutory guidance for Art and design?

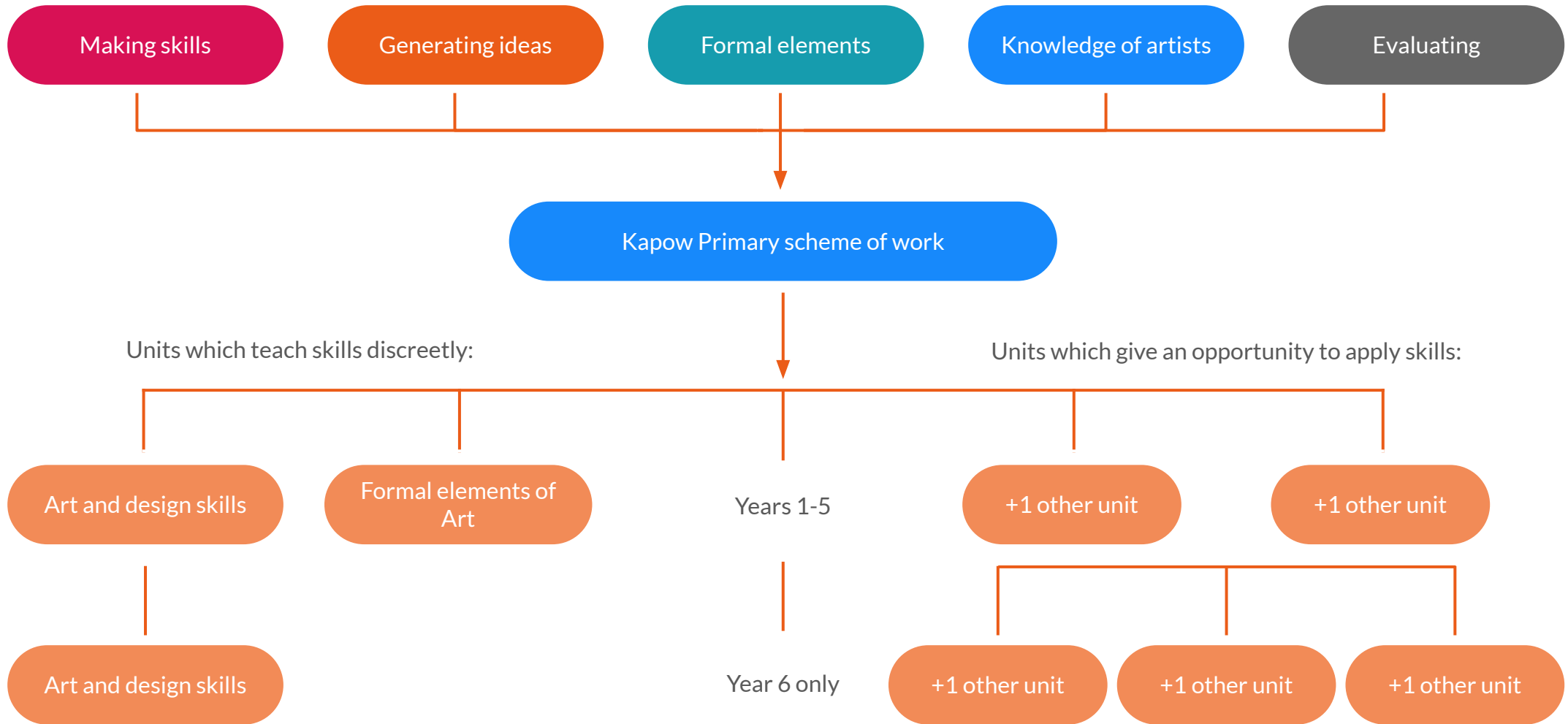
Our scheme of work fulfils the statutory requirements outlined in the **National Curriculum (2014)**. The National Curriculum for Art and design aims to ensure that all pupils:

From these aims, we have identified five strands which run throughout our scheme of work:



Our [Curriculum overview](#) document shows which of Kapow Primary's units cover each of the National Curriculum Attainment targets as well as each of these five strands. National Curriculum links are also on each individual lesson plan, along with cross-curricular links to other subjects.

How is the Art and design scheme of work organised?



A spiral curriculum

Kapow Primary's Art and design scheme has been designed as a spiral curriculum with the following key principles in mind:

- ✓ **Cyclical:** Pupils return to the same skills again and again during their time in primary school.
- ✓ **Increasing depth:** Each time a skill is revisited it is covered with greater complexity.
- ✓ **Prior knowledge:** Upon returning to a skill, prior knowledge is utilised so pupils can build upon previous foundations, rather than starting again.




Discrete teaching of Art and design skills

Formal elements of art units

With the exception of Year 6, each year group has a unit called 'Formal elements of Art' which focuses on the **discrete** skills of the formal elements of art which are:

- Line
- Shape
- Tone
- Texture
- Pattern
- Colour



Art and design skills units

Each year group has a unit called 'Art and design skills' which focuses specifically on developing pupils art, craft and design skills in a **discrete** way.

Application of skills

The knowledge and skills from these two recurring units are then **applied** throughout the rest of the scheme within the other units (eg. Sculpture and collage, Prehistoric art etc.) See [Next Slide](#) for more information about how you can arrange our units to suit your school.

Is there any flexibility in the Kapow Primary Art and design scheme?

Our Art and design scheme of work is incredibly flexible, allowing schools to adapt the planning to suit their school and to make use of cross-curricular links available. See some of our Frequently asked questions below:

Do the units need to be taught in order?

The units within each year group can be taught in any order, as the progression of knowledge and skills is across the years and key stages, not within a year group. So you can work through them in the order in which most suits the rest of your curriculum time and requirements.

Can units be moved between year groups?

For our Art and design scheme of work, progression is across three phases: Key Stage 1, Lower Key Stage 2 and Upper Key stage 2. Therefore as long as you don't move units from one phase to another, you will not compromise progression by changing the order in which units are taught.

Do the lessons within the topics need to be taught in order?

Due to their discrete teaching of the different skills and formal elements of art, many of the lessons within the 'Formal elements of Art' and 'Art and design skills' units can be taught in any order. The lessons within these units can even be taught at different points in the year if you would like, however some are sequential and where this is the case they are clearly numbered. The lessons within the other topics do build upon one another so should be taught in order.

What if we are short of curriculum time for Art and design?

We appreciate that curriculum time is short, which is why most of our units have five lessons, allowing you space to finish work off from the lessons or to add your own art lessons to celebrate festivals and events, such as Mother's Day or Christmas.

If you alternate your **Art and design** and **Design and technology** provision each half term please see our [Combined Art and design and Design and technology Long-term plan](#).

How can we make the Kapow Primary scheme of work fit with our topic learning?

Our units are designed to help pupils develop their Art and design skills but that does not mean that they cannot be adapted to suit a topic you are teaching. We have provided alternative theme suggestions for some of our units and you can also read our guidance [Adapting Kapow Primary units to alternative topics](#)

Other useful documentation

There are a number of key documents that can support you in planning your **Art and design** scheme of work::

✓ Curriculum overview

- Shows how our scheme of work meets the National Curriculum requirements.

✓ Progression of skills document

- Shows how understanding and application of key concepts and skills builds year on year.

✓ Art and design: List of artists

✓ Art and design: required equipment

✓ Vocabulary progression for Art and design

✓ Intent, Implementation, Impact statement

✓ Policy resources for Art and design

Suggested long-term plan: Art and design (18-week condensed curriculum)

Please see the suggested plan below for if you need to deliver Art and design within a shorter time frame.

	Unit 1	Unit 2	Unit 3	Unit 4
Year 1	Art and design skills (5 lessons)	Formal elements of art (5 lessons)	Landscapes using different media (5 lessons)	> Snail sculptures > Junk model animals > Natural materials collage
Year 2	Formal elements of art (5 lessons)	Sculpture and mixed media (5 lessons)	Art and design skills (6 lessons)	> Making faces > Opie style portraits
Year 3	Prehistoric art (5 lessons)	Formal elements of art (5 Lessons)	Craft (Lessons 1, 2, 3, 4 only) Art and design skills (Lessons 2 and 3 only)	Puppets (choose one from Lessons 5, 6, or 7) > Drawing: My toy story
Year 4	Art and design skills (6 lessons)	Formal elements of art (5 lessons)	Every picture tells a story (5 lessons)	Sculpture (either Lesson 1 OR 2 and Lessons 3 and 4)
Year 5	Formal elements of art: Architecture (5 lessons)	Every picture tells a story (5 lessons)	Design for a purpose (5 lessons)	Art and design skills (Lessons 1, 2 and 6 only)
Year 6	Photography (Lessons 2, 3, 4, 5 only)	Make my voice heard (5 lessons)	Still life (5 lessons)	Art and design skills (Lessons 1, 2, 3 and 5 only)