

A teacher with long brown hair, wearing a light pink shirt, is leaning over a table and smiling warmly at a group of young children. The children, mostly girls in white school uniforms, are focused on drawing or writing on a large sheet of paper. One boy in a red sweater is looking towards the camera with a smile. The background shows a typical classroom environment with bookshelves and other students.

Kapow
Primary™

Let's Get You Started

Welcome!

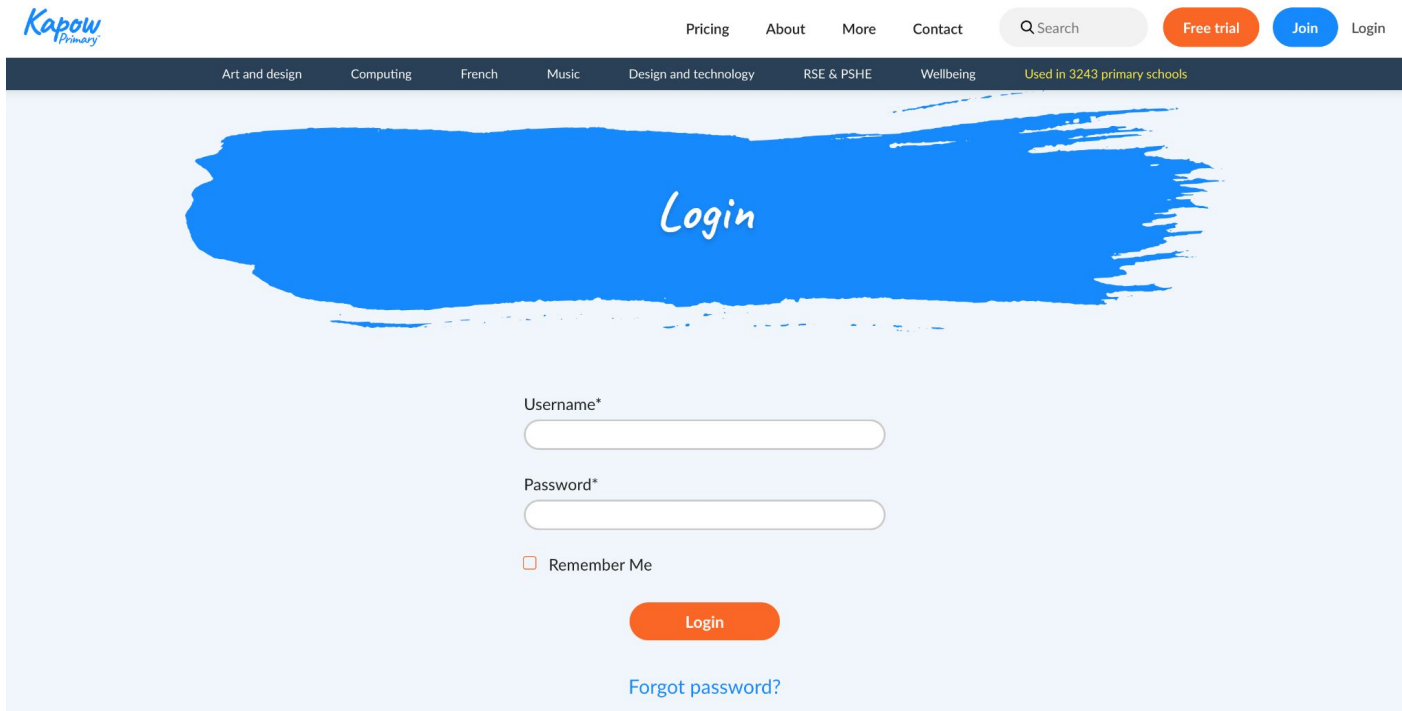
Hello and welcome to our community of over 3,700 Kapow Primary schools!
Thank you for joining us!

This guide will help you hit the ground running and includes guidance for account holders on how to set up individual logins for teachers and navigate the platform.



Click here to watch the video

Simply enter your username and password [here](#). Forgotten your password? Reset it using the “Forgot password?” link, which will send a recovery email (please also check your junk mail!)



The screenshot shows the Kapow Primary login page. At the top left is the Kapow Primary logo. The top navigation bar includes links for Pricing, About, More, and Contact, a search bar, and buttons for Free trial, Join, and Login. Below this is a dark blue header with subject categories: Art and design, Computing, French, Music, Design and technology, RSE & PSHE, Wellbeing, and a badge stating 'Used in 3243 primary schools'. The main content area features a large blue brushstroke graphic with the word 'Login' written in white. Below the graphic are two input fields for Username* and Password*, a checkbox for 'Remember Me', an orange Login button, and a 'Forgot password?' link.

Kapow Primary

Pricing About More Contact [Free trial](#) [Join](#) [Login](#)

Art and design Computing French Music Design and technology RSE & PSHE Wellbeing Used in 3243 primary schools

Login

Username*

Password*

Remember Me

[Login](#)

[Forgot password?](#)

Where can I find my account overview?

Once you're logged in, you can navigate to your [dashboard](#). This includes links to your subject home pages, introductory resources and our recently-added materials.

Dashboard

Welcome to Kapow Primary!

Make the most of your Kapow Primary account

0%

- Watch getting started video
- Watch one lesson video
- Send this document to your IT support team
- Add extra users (admins only)

0 LESSONS WATCHED

Username

- Edit profile
- Add users
- Log Out

My Subjects

- Art & Design
- Computing
- Design & Technology
- Languages
- Music
- RSE & PSHE
- Wellbeing

Find all your information here.

This is where you can see which subjects you have access to

Top-part of the dashboard

Once you're logged in, you can navigate to your [dashboard](#). This includes links to your subject home pages, introductory resources and our recently-added materials.

You can share your thoughts with us in different ways

How satisfied are you?

Please give us a star rating!



Want to renew?

Let us know and we'll sort it!

Submit

Member of a MAT?

If your school is a member of a MAT, contact us to find out about our special pricing

Get in touch

Recently added

Getting started video

***Updated privacy policy

Guide to new statutory requirements for RSHE

Guide to Digital World units of lessons

How to add extra users

Online safety checklist for parents

RSE & PSHE progression of skills

Bottom-part of the dashboard





Are you the account holder for the school? If so, you are able to create accounts for each teacher. They will then be able to manage their own username and password.

Dashboard

Welcome to Kapow Primary!

Make the most of your Kapow Primary account

0%

	Watch getting started video		Watch one lesson video
	Send this document to your IT support team		Add extra users (admins only)

0 LESSONS WATCHED

My Subjects

- Art & Design
- Computing
- Design & Technology
- Languages
- Music
- RSE & PSHE
- Wellbeing

1

Username

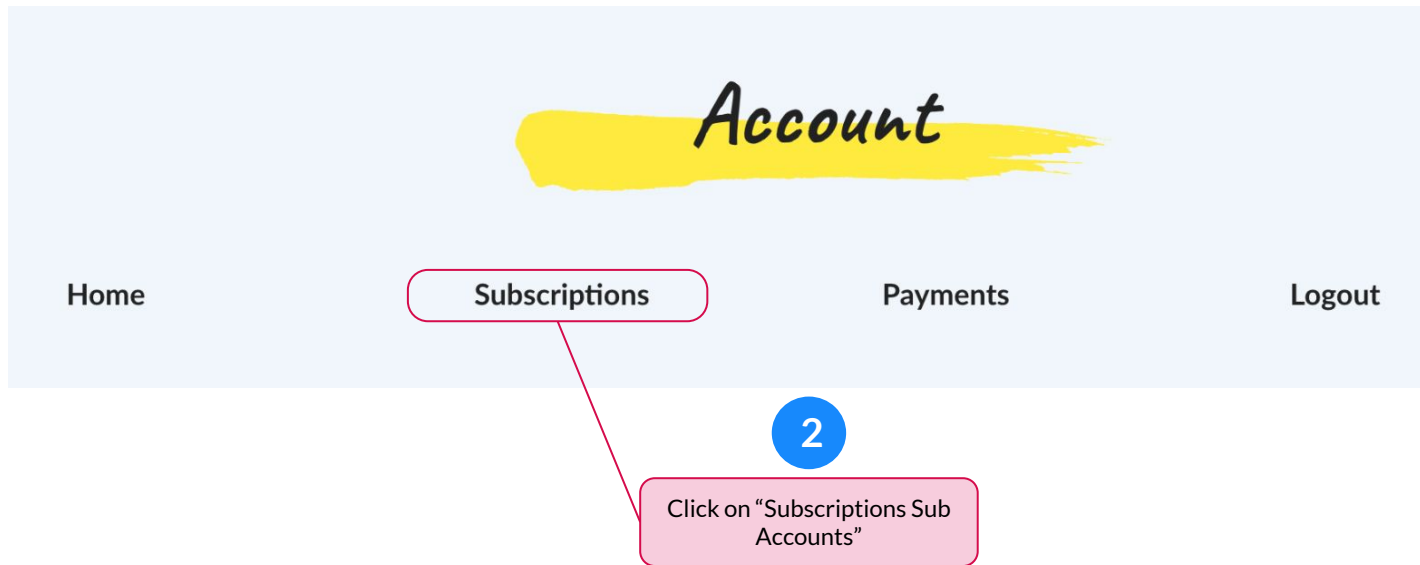
Edit profile

Add users

Log Out

Click 'edit profile'

Are you the account holder for the school? If so, you are able to create accounts for each teacher. They will then be able to manage their own username and password.



Adding additional accounts - Step by step

Account

Home Subscriptions Payments Logout

MEMBERSHIP	SUBSCRIPTION	ACTIVE	CREATED	CARD EXP.
6 Subjects (small school) <i>mp-sub-61e714ee081df</i>	Stopped <i>Free for a Year</i>	Yes	18 January 2022	Sub accounts

[← Return to dashboard](#)

3

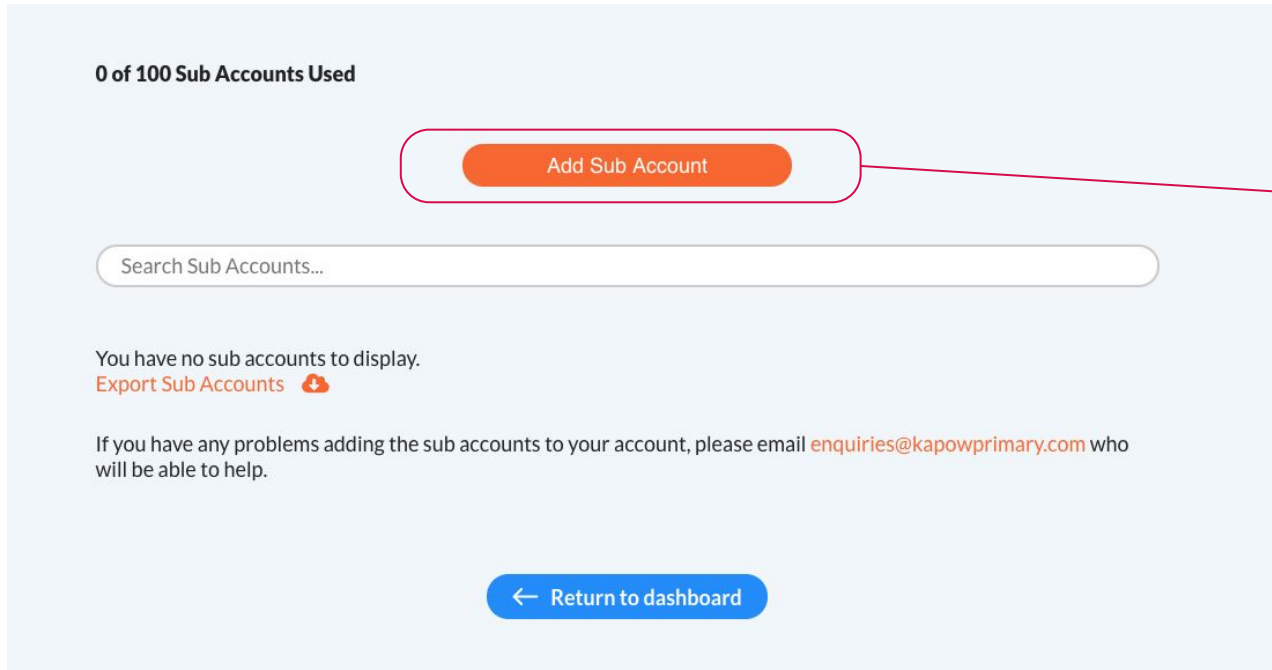
Click on 'sub accounts'

[Sub accounts](#)

Adding additional accounts - Step by step

Click 'Add Sub Account' to create accounts for each individual teacher.

Remember: you have whole-school access and Kapow Primary allows you to add up to 100 teachers!



0 of 100 Sub Accounts Used

Add Sub Account

Search Sub Accounts...

You have no sub accounts to display.
[Export Sub Accounts](#) 📄

If you have any problems adding the sub accounts to your account, please email enquiries@kapowprimary.com who will be able to help.

← Return to dashboard

3

Click 'Add sub account'

Adding additional accounts - Step by step

Additional accounts set up. Enter the school email address for each colleague you wish to create a sub-account for. Press submit and a welcome email will automatically be sent to your colleague, containing their login credentials.

4

0 of 100 Sub Accounts Used

Click here to create sub-accounts

Add Sub Account

Email

Send NEW members the welcome email

Ask sub-account holders to check their junk mail if the welcome message does not arrive.

Submit

Need help? Email enquiries@kapowprimary.com



Adding additional accounts - Video explainer

You will need to email enquiries@kapowprimary.com with the email address and name of the teachers you cannot add and we will do it for you.



Click here to watch the video

FAQs: How do I access the subjects?

All subjects are displayed in the top menu bar.

The screenshot shows the Kapow Primary website interface. At the top left is the Kapow Primary logo. To the right are navigation links: Pricing, About, More, Contact, a search bar, and a user profile icon labeled 'Welcome'. Below this is a dark grey horizontal menu bar containing subject categories: Art and design, Computing, French, Music, Design and technology, RSE & PSHE, Wellbeing, and Used in 3243 primary schools. A red box highlights this menu bar, with a red line pointing to a callout box on the right that says 'Click here to access the subjects'. Below the menu bar is a large teal banner with the text 'Teach With Confidence With Kapow Primary' and a description of the resources. At the bottom of the banner is a row of seven subject category icons: Art & Design, Computing, Design & Technology, Languages, Music, RSE & PSHE, and Wellbeing.

Click here to access the subjects

Simply pick a subject from the menu bar and the drop down menu will allow you to navigate to the Key Stage, Unit or Lesson pages.

The screenshot displays the Kapow Primary website interface. At the top, there is a navigation bar with links for Pricing, About, More, Contact, and a Search bar. The user is logged in as 'Welcome Lana'. Below the navigation bar, a dark teal banner features subject categories: Art and design, Computing, French, Music, Design and technology, RSE & PSHE, and Wellbeing. A dropdown menu is open for the 'Computing' subject, showing a table of navigation options:

STAGE	UNITS	LESSONS
EYFS (Reception)	EYFS UNITS	Lesson 1: Keyboards
Key Stage 1	Computing systems and networks 1: Using a computer	Lesson 2: Logging in and out
Lower Key Stage 2	Programming 1: All about instructions	Lesson 3: Mouse control
Upper Key Stage 2	Computing systems and networks 2: Exploring hardware	Lesson 4: Mouse control - clicking
Essential subject materials	Programming 2: Programming Bee-Bots	Lesson 5: Mouse control - clicking and dragging
	Data handling: Introduction to data	
	EYFS Teacher guidance for computing	

Below the dropdown menu, there are icons for various subjects: Art & Design, Computing, Design & Technology, Languages, Music, RSE & PSHE, and Wellbeing. A search bar is also visible in the top right corner.

Click here to navigate to your required year, unit, and lesson.

Search bar

FAQs: What is included in a lesson?

This is a lesson page! It includes everything you need: To watch and prepare before the lesson, lesson plan, all the classroom resources you will need learning objectives, success criteria and cross-curricular links, differentiation, assessment and vocab.

The screenshot shows the Kapow Primary website interface. At the top, there is a navigation bar with the Kapow Primary logo, a search bar, and a user greeting 'Welcome Lana'. Below this is a dark blue menu bar with categories: Art and design, Computing, French, Music, Design and technology, RSE & PSHE, Wellbeing, and Used in 3243 primary schools. The main content area has an orange header with the title 'Lesson 2: Tie-dyeing materials' and a sub-header 'Relating the technique to wax resist, children learn how to create patterns on materials using tie-dye, exploring different effects'. To the right is an image of a hand in a yellow glove applying dye to a white fabric. Below the header is a 'Download' button with PDF and DOC icons. A breadcrumb trail reads 'Subjects > Art and design > Lower Key Stage 2 > Craft > Lesson 2: Tie-dyeing materials'. The main content is titled 'Before the lesson' and includes a 'Note' section stating the lesson is best split over two sessions. A 'Watch' section lists 'Teacher video: Tie dye' and 'Pupil video: Tie dye'. A video player is partially visible at the bottom with the caption 'Teacher video: Tie dye' and the Kapow Primary logo.

Need help? Email enquiries@kapowprimary.com

Under **Essential Subject Materials**, you will find a bank of teacher resources to complement each scheme of work, including:

- Curriculum overviews
- Progression of skills
- Knowledge organisers
- Subject Leader Toolkits
- And more!

Our **Subject Leader Toolkits** are full of resources that will help you support your colleagues and plan your curriculum. Including:

- Curriculum Overview
- Cross-curricular links
- Three I's
- And more!

Need help? Email enquiries@kapowprimary.com

We hope you enjoy the Kapow Primary lessons and resources and that your pupils enjoy engaging with the content. If you have any questions, need any help, or would like to add additional subjects to your subscription, please contact enquiries@kapowprimary.com

enquiries@kapowprimary.com