






Lesson	Detail	Outcome	National Curriculum links
<b>1: Banksy</b>	Every Picture Tells A Story: Looking past the seemingly discriminatory tone of Banksy's Clacton Pigeon Mural, children consider what message he was really trying to convey and alter the image to reflect British Values.		<ul style="list-style-type: none"> <li>• Become proficient in drawing, painting, sculpture and other art, craft and design techniques.</li> <li>• Evaluate and analyse creative works using the language of art, craft and design.</li> <li>• To improve their mastery of art and design techniques, including drawing, painting and sculpture with a range of materials [for example, pencil, charcoal, paint, clay].</li> </ul>
<b>2: Inspired by Rorschach</b>	Children learn that the inkblots which inspired Andy Warhol's 'Rorschach, 1984' were a set of psychological tests designed by the Swiss psychologist himself, and that the message of the inkblot really comes from how it is interpreted by the viewer.		<ul style="list-style-type: none"> <li>• To improve their mastery of art and design techniques, including drawing, painting and sculpture</li> <li>• with a range of materials [for example, pencil, charcoal, paint, clay].</li> <li>• About great artists, architects and designers in history.</li> </ul>
<b>3: Emojis</b>	Pictographs existed even before language did and children use the ever-prevalent pictogram of the 21st century, the emoji, to create sentences and convey meaning.		<ul style="list-style-type: none"> <li>• Become proficient in drawing, painting, sculpture and other art, craft and design techniques.</li> <li>• Evaluate and analyse creative works using the language of art, craft and design.</li> </ul>
<b>4: John Singer Sargent</b>	Through the piece 'Gassed' by John Singer Sargent, pupils explore the human side of the image and work in groups to re-enact the scene from World War 1, positioning themselves like the soldiers in the piece and taking a photo of the final composition.		<ul style="list-style-type: none"> <li>• Become proficient in drawing, painting, sculpture and other art, craft and design techniques.</li> <li>• Evaluate and analyse creative works using the language of art, craft and design.</li> <li>• To improve their mastery of art and design techniques, including drawing, painting and sculpture with a range of materials [for example, pencil, charcoal, paint, clay].</li> </ul>

Lesson	Detail	Outcome	National Curriculum links
<b>5: Magdalene Odundo</b>	By loosely playing around with shapes, Kenyan artist Magdalene Odundo creates ideas for her ceramic pots, and children work in the same way, with space around them, using two different colours of chalk and their whole bodies to make long sweeping arm movements.		<ul style="list-style-type: none"> <li>• Become proficient in drawing, painting, sculpture and other art, craft and design techniques</li> <li>• Evaluate and analyse creative works using the language of art, craft and design</li> <li>• To improve their mastery of art and design techniques, including drawing, painting and sculpture with a range of materials [for example, pencil, charcoal, paint, clay]</li> </ul>