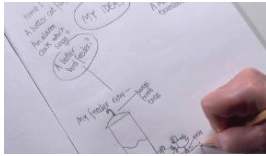


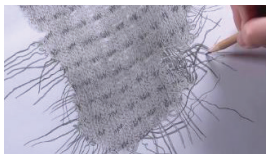











Lesson	Detail	Outcome	National Curriculum links
Little Inventors	Inspired by the 'Little Inventors Project' founded by artist, designer and inventor Dominic Wilcox, children come up with their own ideas of what we're missing in the world, seeing their chosen idea through to a final design.	 	<ul style="list-style-type: none"> To create sketchbooks to record their observations and use them to review and revisit ideas. To improve their mastery of Art and design techniques, including drawing, painting and sculpture with a range of materials [for example, pencil, charcoal, paint, clay].
Drawing: A Walking Line	Based on Paul Klee's belief that "a drawing is simply a line going for a walk", children take a black and white photocopy of a textured material centred on an A3 page and using a pencil, extend the drawing outwards, drawing in any tones they see.	 	<ul style="list-style-type: none"> Become proficient in drawing, painting, sculpture and other art, craft and design techniques. Evaluate and analyse creative works using the language of art, craft and design. To improve their mastery of Art and design techniques, including drawing, painting and sculpture with a range of materials [for example, pencil, charcoal, paint, clay].
Drawing: Picture the Poet	Children draw a portrait of themselves or a partner, using just one continuous line, then referring to a poem or text, write over the lines, creatively varying the size and style of their writing to suit the details of the picture.	 	<ul style="list-style-type: none"> To improve their mastery of Art and design techniques, including drawing, painting and sculpture with a range of materials [for example, pencil, charcoal, paint, clay].
Drawing: Packaging Collage 1	In the first of two lessons, children creatively arrange a collection of sweet wrappers to draw, firstly sketching a basic outline of each to get the layout and proportions right and then adding the detail of the lettering, shapes and illustrations before colouring it in.	 	<ul style="list-style-type: none"> To improve their mastery of Art and design techniques, including drawing, painting and sculpture. A three-dimensional piece of artwork with a range of materials [for example, pencil, charcoal, paint, clay]. To create sketchbooks to record their observations and use them to review and revisit ideas.

Lesson	Detail	Outcome	National Curriculum links
Drawing: Packaging Collage 2	Children trace a section of the collage they drew and then scale it up by copying the contents of each tracing paper square onto a corresponding square on an A3 grid before painting it	  	<ul style="list-style-type: none"> • To improve their mastery of Art and design techniques, including drawing, painting and sculpture. • A three-dimensional piece of artwork, with a range of materials [for example, pencil, charcoal, paint, clay].
Learning About...How Artists Work	Children work imaginatively to develop an idea of their own, sourcing pictures, photos and illustrations, they practice sketching their images before producing a final drawing.	 	<ul style="list-style-type: none"> • To create sketch books to record their observations and use them to review and revisit ideas.