












Lesson	Detail	Outcome	National Curriculum links
<b>1: Exploring prehistoric Art</b>	Children are introduced to cave art and reflect upon the purpose of the drawings before working on developing their sense of proportion in drawing.	 	<ul style="list-style-type: none"> <li>• Create sketchbooks to record their observations and use them to review and revisit ideas.</li> <li>• Know about great artists, craft makers and designers, and understand the historical and cultural development of their art forms.</li> <li>• Develop their techniques, including their control and their use of materials, with creativity, experimentation and an increasing awareness of different kinds of art, craft and design.</li> </ul>
<b>2: Charcoal Animals</b>	Children scale up their drawings from the previous lesson and use a different medium, charcoal, in their work.	  	<ul style="list-style-type: none"> <li>• Improve their mastery of art and design techniques, including drawing, painting and sculpture [for example, pencil, charcoal, paint, clay].</li> <li>• Know about great artists, craft makers and designers, and understand the historical and cultural development of their art forms.</li> <li>• Develop their techniques, including their control and their use of materials, with creativity, experimentation and an increasing awareness of different kinds of art, craft and design.</li> </ul>
<b>3: Prehistoric Palette</b>	After experimenting with the colours and effects that can be created using natural materials, pupils make their own paints using spices and objects found on a nature walk.	   	<ul style="list-style-type: none"> <li>• Improve their mastery of art and design techniques, including drawing, painting and sculpture [for example, pencil, charcoal, paint, clay].</li> <li>• Develop their techniques, including their control and their use of materials, with creativity, experimentation and an increasing awareness of different kinds of art, craft and design.</li> </ul>

Lesson	Detail	Outcome	National Curriculum links
<b>4: Painting on the Cave Wall</b>	Children paint their prehistoric animal picture that they drew earlier in the topic.		<ul style="list-style-type: none"> <li>• Pupils should be taught to develop their techniques, including their control and their use of materials, with creativity, experimentation and an increasing awareness of different kinds of art, craft and design.</li> <li>• To improve their mastery of art and design techniques, including drawing, painting and sculpture with a range of materials.</li> <li>• About great artists, architects and designers in history.</li> </ul>
<b>5: Hands on a Cave Wall</b>	Children work on a collaborative class piece of prehistoric inspired art, creating hand prints onto a textured background		<ul style="list-style-type: none"> <li>• Pupils should be taught to develop their techniques, including their control and their use of materials, with creativity, experimentation and an increasing awareness of different kinds of art, craft and design.</li> </ul>