






Lesson	Detail	Outcome	National Curriculum links
Learning About...Carl Giles	Looking at the Carl Giles cartoon 'Mother's Day' that depicts a family picnic, children consider the humour of the piece and explore the concept of family, drawing their own family having a meal in a cartoon style and giving each member a distinguishing feature.		<ul style="list-style-type: none"> • Pupils should be taught to develop their techniques, including their control and their use of materials, with creativity, experimentation and an increasing awareness of different kinds of art, craft and design. • About great artists, architects and designers in history.
Painting: Tints and Shades	Learning that a 'tint' is made by adding white to a colour and a 'shade' by adding black, pupils mix their own colours to paint the template of an animal, working across the image from light to dark and completing a contrasting background.		<ul style="list-style-type: none"> • To develop a wide range of Art and design techniques in using colour, pattern, line, shape, form and space.
Drawing: My Toy Story	Bringing in their favourite soft toy from home, children draw from observation, first positioning the toy so they have their preferred vantage point, then sketching in the basic shape outlines using the natural movement of the wrist before finally adding in details.		<ul style="list-style-type: none"> • To create sketch books to record their observations and use them to review and revisit ideas. • To improve their mastery of art and design techniques, including drawing, painting and sculpture [for example, pencil, charcoal, paint, clay].
Craft and Design 1: Craft Puppets	Using a polystyrene ball, a selection of paints, card, dowel rods and grey felt, children make a puppet mouse inspired by the book 'The Dark at the Top of the Stairs' by Sam McBratney.		<ul style="list-style-type: none"> • To create sketch books to record their observations and use them to review and revisit ideas. • To improve their mastery of Art and design techniques, including drawing, painting and sculpture [for example, pencil, charcoal, paint, clay].
Craft and Design 2: Shadow puppets	Children create cat and mice shadow puppets from templates or by drawing their own silhouettes, then make and decorate a puppet theatre using a cereal box, ready for a performance.		<ul style="list-style-type: none"> • To create sketch books to record their observations and use them to review and revisit ideas. • To improve their mastery of Art and design techniques, including drawing, painting and sculpture [for example, pencil, charcoal, paint, clay].