









Art lessons and outcomes

Year 1 – Landscapes using Different Media

Lesson	Detail	Outcome	National Curriculum links
1: Seaside Landscapes	Focusing on composition, children consider where to place the horizon and tide lines within their artwork, inspired by Renoir, Sorolla and Peder Severin Krøyer.	 	<ul style="list-style-type: none"> • Use a range of materials creatively to design and make products • Use drawing, painting and sculpture to develop and share their ideas, experiences and imagination. • Learn about the work of a range of artists describing the differences and similarities between different practices and disciplines, and making links to their own work.
2: Beach Textures	In this lesson pupils use a range of materials, from cardboard to foil, to replicate the textures found at the seaside.	  	<ul style="list-style-type: none"> • Develop a wide range of art and design techniques in using colour, pattern, texture, line, shape, form and space. • Learn about the work of a range of artists, craft makers and designers, describing the differences and similarities between different practices and disciplines, and making links to their own work.
3: Shades and Colours of the Sea	Using watercolours, pupils create different tints, shades and hues to paint the background of their seaside scene	 	<ul style="list-style-type: none"> • Develop a wide range of art and design techniques in using colour, pattern, texture, line, shape, form and space • Use a range of materials creatively to design and make products. • Learn about the work of a range of artists, craft makers and designers, describing the differences and similarities between different practices and disciplines, and making links to their own work. • Become proficient in drawing, painting, sculpture and other art, craft and design techniques. • Learn about the work of a range of artists, craft makers and designers, describing the differences and similarities between different practices and disciplines, and making links to their own work.

Art lessons and outcomes

Year 1 – Landscapes using Different Media

Lesson	Detail	Outcome	National Curriculum links
<p>5: Beach Collage</p>	<p>Using their watercolour background from Lesson 3, pupils add objects and images with added detail and shading.</p>		<ul style="list-style-type: none"> • Become proficient in drawing, painting, sculpture and other art, craft and design techniques. • Use a range of materials creatively to design and make products.