



Design and make a pop-up story book for Year 1 pupils - each page should use a mechanism to make it interactive.


Front cover

Use this sheet to plan your book. For each page you should consider:

1. The caption (e.g. Jack and Jill walked up the hill)
2. The characters in the scene
3. The scenery/background
4. What might move?
5. What type of mechanism is suitable for this movement?
6. What is the input and output for each mechanism?
7. How will you make it appealing to five and six year olds?


Front cover title:

1




Page 1

Page 1 caption:




Page 2

Page 2 caption:



Page 3

Page 3 caption:



Page 4

Page 4 caption:



Page	Type of Mechanism	Input	Output	Quick Sketch
Page 1				
Page 2				
Page 3				
Page 4				



Back cover

Back cover:

Evaluation

How many types of mechanisms will you use in total?

Is there another type of mechanism you could introduce?

If so, where on your book?

What makes your pop-up book design appealing to five and six year olds?

Suggest two ways to improve your design:

1.

2.
